

# RAMBO

IP67, IP42



**Application:** areas with high risk of damage, i.e prison cells, psychiatric hospitals, gyms and pedestrian subways.

**Ballast:** EP – electronic ballast 220-240 V/50-60 Hz AC, 220-240 V DC, 176-280 V DC (min. discharge ignition voltage of lamp  $\geq$  198 V DC)

**Body:** White painted metal sheet RAL9003; plastic sides from PC (polycarbonate) at the ends of body

**Cover:** Plastic tube with outer diameter of 70 mm and wall thickness of 4 mm made from PC (polycarbonate), transparent colour; sealing plugs at the ends of tubes in IP67 finishing. Inside the tube is aluminium profile for mounting components. Special aluminium profile serves to cover electrical parts.

**Reflector:** Highly polished aluminium sheet

**Fastening:** Direct fastening on ceiling or wall lighted area

**Prípojeni:** Connection: Screw conector terminal block, max. diameter of wires 2,5 mm<sup>2</sup>

**Standard equipment:** 1 pc sealing cable gland

**On request:** Em – non-maintained emergency lighting (version only with 1 pc light source)

**MULTI** – maintained emergency lighting (1 h, 3 h) – see page 188

**DIM** – dimmable electronic ballast (1-10 V, DSI, DALI)

**RAL** – another colour finishing

**NEREZ** – body from stainless steel sheet

**1/3 F** – one or three phase through-wiring connection

**NANO** – light fixture protected by special nanolayer (hydrophobic, oleophobic or antibacterial protection)

## IP 42

Icon	Icon	Icon	Icon
<b>- electronic ballast</b>			
083523	RAMBO-111-EP, 1x11 W	TC-S/G23	754 x 113 x 76
083532	RAMBO-118-EP, 1x18 W	T26/G13	1258 x 113 x 76
083533	RAMBO-136-EP, 1x36 W		1855 x 113 x 76

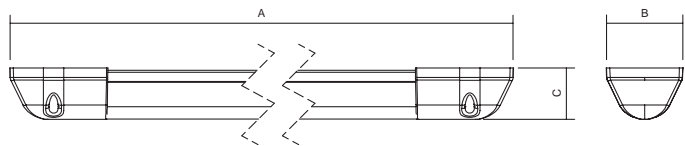
Icon	Icon	Icon	Icon
<b>- electronic ballast</b>			
083520	RAMBO-106-EP, 1x6 W		616 x 113 x 76
083521	RAMBO-108-EP, 1x8 W		692 x 113 x 76
083522	RAMBO-113-EP, 1x13 W		921 x 113 x 76
083507	RAMBO-114-EP, 1x14 W		952 x 113 x 76
083502	RAMBO-124-EP, 1x24 W		952 x 113 x 76
083535	RAMBO-214-EP, 2x14 W		1317 x 113 x 76
083536	RAMBO-224-EP, 2x24 W		1317 x 113 x 76
083506	RAMBO-121-EP, 1x21 W		1258 x 113 x 76
083501	RAMBO-139-EP, 1x39 W	T16/G5	1258 x 113 x 76
083537	RAMBO-221-EP, 2x21 W		1617 x 113 x 76
083538	RAMBO-239-EP, 2x39 W		1617 x 113 x 76
083505	RAMBO-128-EP, 1x28 W		1552 x 113 x 76
083500	RAMBO-154-EP, 1x54 W		1552 x 113 x 76
083539	RAMBO-228-EP, 2x28 W		1912 x 113 x 76
083540	RAMBO-254-EP, 2x54 W		1912 x 113 x 76
083508	RAMBO-135-EP, 1x35 W		1855 x 113 x 76
083503	RAMBO-180-EP, 1x80 W		1855 x 113 x 76

## IP 67

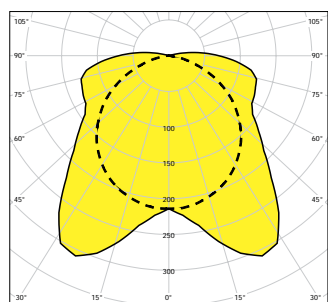
Icon	Icon	Icon	Icon
<b>- electronic ballast</b>			
083573	RAMBO-111-EP, 1x11 W	TC-S/G23	754 x 113 x 76
083581	RAMBO-118-EP, 1x18 W	T26/G13	1258 x 113 x 76
083582	RAMBO-136-EP, 1x36 W		1855 x 113 x 76

Icon	Icon	Icon	Icon
<b>- electronic ballast</b>			
083570	RAMBO-106-EP, 1x6 W		616 x 113 x 76
083571	RAMBO-108-EP, 1x8 W		692 x 113 x 76
083572	RAMBO-113-EP, 1x13 W		921 x 113 x 76
083557	RAMBO-114-EP, 1x14 W		952 x 113 x 76
083552	RAMBO-124-EP, 1x24 W		952 x 113 x 76
083585	RAMBO-214-EP, 2x14 W		1317 x 113 x 76
083586	RAMBO-224-EP, 2x24 W		1317 x 113 x 76
083556	RAMBO-121-EP, 1x21 W		1258 x 113 x 76
083551	RAMBO-139-EP, 1x39 W	T16/G5	1258 x 113 x 76
083587	RAMBO-221-EP, 2x21 W		1617 x 113 x 76
083588	RAMBO-239-EP, 2x39 W		1617 x 113 x 76
083555	RAMBO-128-EP, 1x28 W		1552 x 113 x 76
083550	RAMBO-154-EP, 1x54 W		1552 x 113 x 76
083589	RAMBO-228-EP, 2x28 W		1912 x 113 x 76
083590	RAMBO-254-EP, 2x54 W		1912 x 113 x 76
083558	RAMBO-135-EP, 1x35 W		1855 x 113 x 76
083553	RAMBO-180-EP, 1x80 W		1855 x 113 x 76

<b>- special equipment</b>			
004569	Screw with special head		
002020	Spanner for mounting and dismantling special screw		

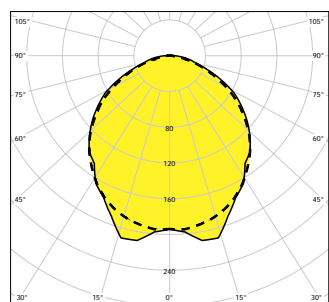


RAMBO, 1x39W, IP 67



— C0-C180      - - - - C90-C270

RAMBO, 2x28W, IP 67



— C0-C180      - - - - C90-C270